

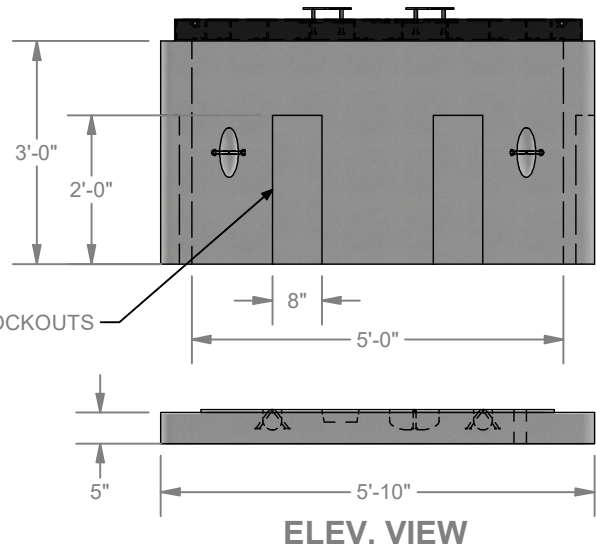
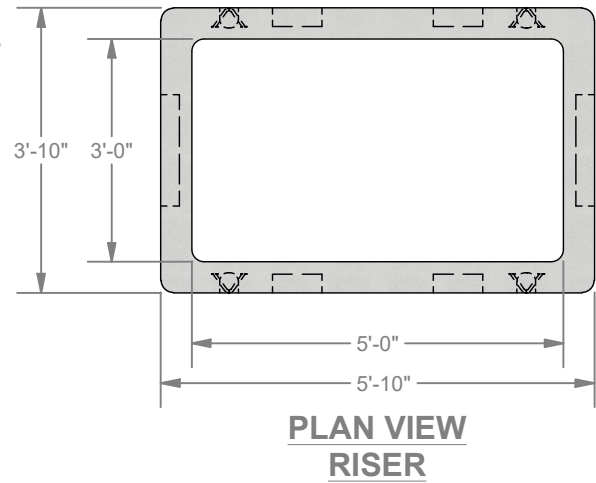
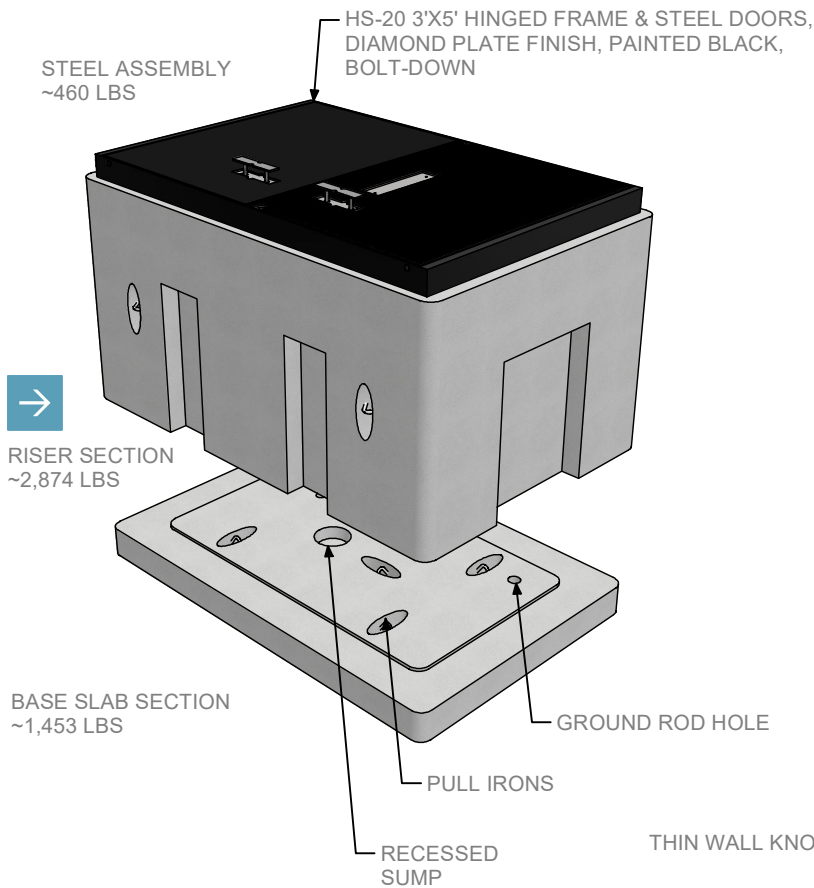


STRUCTURE ID: 201301

Precast Concrete 3'-0" X 5'-0" X 3'-0"  
Electrical Splice Box



Precast Concrete 3'-0" X 5'-0" X 3'-0" Electrical Splice Box ... STRUCTURE ID : 201301



### STANDARD SPLICE BOX FEATURES

- Designed for HS-20 Loading
- Segmented Thin Wall Knockouts (shown)
- Pull Irons Cast-In Floor (shown)
- Ø6" X 2" Recessed Sump in Floor (shown)
- Ø2" Ground Rod Hole in Floor (shown)
- Black Painted Steel (shown)
- Diamond Plate Finish on Cover (shown)
- Smooth Corners for Safe Installation & Quality &... **It Just Looks Better!**

### SPLICE BOX OPTIONS

- Unistrut Cast Into Wall for Racking in lieu of Bolt Inserts
- Terminators Cast Into Wall in lieu of Thin Wall Knockouts
- Non-Metallic Racking
- Plastic Coated Racking
- Cast-In Grounding Lug
- Pull Irons - Add or Change Locations
- Aluminum Lid in lieu of Galvanized Steel Lid
- Divider Plate for Multi-Purpose Boxes

**LOCKE**  
SOLUTIONS

PROUDLY BASED IN  
HOUSTON, TEXAS

T : 832-804-7062  
F : 832-804-7071  
E : info@lockesolutions.com

LOCKESOLUTIONS.COM